

Yale Medicine

Yale
NewHaven
Health

Yale New Haven Health System: 4M EMR Documentation

James M. Lai, MD ScM MHS

February 6th, 2020

Three Levels of Documentation

1. Clinician Level Data

2. Epic Workbench Reports

3. Tableau Dashboard Reports

Three Levels of Documentation

1. Clinician Level Data

- Accessible Inpatient/Outpatient
- Raw data
- Single patient

2. Epic Workbench Reports

3. Tableau Dashboard Reports

Patient Wisdom

Jackie Sample

Call me: Jackie
Age: 31
Boston, MA



I love to be outdoors doing something active. I've been working as an art teacher for three years. Before that, I was a graphic designer.

Main Health Issue

Diabetes - Type 2



English



English

Last Updated
08/15/2017

This makes me happy

My family
Being near the ocean
Starting a painting, whether I finish it or not

Health priorities / goals

Manage diabetes with diet/exercise - no meds
Be able to do the activities I want to do - no limits

My agenda

Can I really handle diabetes without medicine?
My leg is starting to hurt - could that be diabetes?
We're thinking of having a baby - does pregnancy make diabetes worse?

Biggest barriers to staying healthy

Finding time to exercise
It's hard to eat right when out with friends
Public transportation is not convenient

Biggest pressure / worry

My mom is sick - I want to be there for her, but it's hard to balance everything.

How health affects life

I'm trying to deal with diabetes, but I've never had to think about my body in this way before. It's hard, but I'm starting to feel more confident in doing what's best for me.

Health Rating



Poor



Excellent

Reason

I feel fine, but have a real illness.

Treatment Preference



Natural



Medical

Health Decision-Making



Self



Doctor

Challenges



Money



Transport



Access



Shelter



Food



Safety

Advance Directive

I do not have one -- Ready to talk about it

Health Decision Support

Marc Sample [spouse / partner]

Patient Wisdom®



Epic Synopsis – Geriatric View

Synopsis

CHF CAD HYPERTENSION **Geriatrics**

Days: 3/10/2017 3/15/2017

All

Patient Spotlight

| | | |
|--|---|-------------------------|
| Type of ADL assistance needed | ↑ | assistance with dres... |
| Type of IADL assistance needed | ↑ | assistance with meal... |
| <input type="checkbox"/> Mental Status Exam Score (Normal=23-30, Borderline=19-22, Impaired=<19) | ↑ | 28 |
| <input type="checkbox"/> DRS Total Scores Only | ↑ | 134 |

Meds to review

| | |
|-------------------------------------|---|
| <input type="checkbox"/> Sertraline | 50 mg Daily Take 1 t... |
| <input type="checkbox"/> Sertraline | 25 mg Daily Take 1 t... |
| <input type="checkbox"/> TraZODone | 12.5 mg TID PRN (50... 12.5 mg TID PRN (50... ↕ |
| <input type="checkbox"/> ZOLOFT | 100 mg Daily (100 mg... ↕ |

Labs to review

Fall Risk Assessment

| | |
|---|-----|
| Have you had 2 or more falls in the past year or any fall with injury in the past year? | yes |
|---|-----|

Risk Scores

| | |
|--|---------------------------|
| Elder Risk Assessment | |
| Depression Screening Completed? | |
| Has Advance Directive? | |
| Type of ADL assistance needed | ↑ assistance with dres... |
| Type of IADL assistance needed | ↑ assistance with meal... |
| <input type="checkbox"/> Total Depression Score (max 15) | 3 |
| BDI TOTAL Depression Score | |
| HOSPITAL - ADMISSION DATE | |
| ED ARRIVAL DETAILS | |

Cognitive Assessment

| | |
|--|-------|
| MiniCog Total | |
| <input type="checkbox"/> Mental Status Exam Score (Normal=23-30, Borderline=19-22, Impaired=<19) | ↑ 28 |
| Total Moca Score (30) | |
| Executive Function Exam (Exit) Total Score (30) | |
| <input type="checkbox"/> DRS Total Scores Only | ↑ 134 |



Epic Ambulatory – Mentation

- PHQ-2
- MMSE
- MOCA
- GDS

Medical Exclusion(s)

Are there any medical reason(s) which exclude the patient from depression screening? yes no

Over the last 2 weeks, how often have you been bothered by any of the following problems?

Little interest or pleasure in doing things 0=Not at all 1=Several days 2=More than half the days 3=Nearly every day

Feeling down, depressed, or hopeless 0=Not at all 1=Several days 2=More than half the days 3=Nearly every day

PHQ-2 Total Score

MMSE

Date

Orientation - Time 0=0 out of 5 1=1 out of 5 2=2 out of 5 3=3 out of 5 4=4 out of 5 5=5 out of 5

Orientation - Place 0=0 out of 5 1=1 out of 5 2=2 out of 5 3=3 out of 5 4=4 out of 5 5=5 out of 5

Memory Test 0=Says 0 out of 3 1=Says 1 out of 3 2=Says 2 out of 3 3=Says 3 out of 3

Counting / Spelling Backwards 0=Cannot do ... 1=Gets 1 right 2=Gets 2 right 3=Gets 3 right 4=Gets 4 right 5=Gets 5 right

Recall 0=Gets 0 out of 3 1=Gets 1 out of 3 2=Gets 2 out of 3 3=Gets 3 out of 3

Naming Objects 0=Gets neither one right 1=Gets 1 of 2 right 2=Gets them both right

Repetition 0=Does not say it properly 1=Says it properly

Three stage command 0=Does none of these 3 things 1=Does 1 of these 3 things 2=Does 2 of these 3 things 3=Does 3 of these 3 things

Reading 0=Patient does not close eyes 1=Patient closes eyes

Writing 0=Patient does not write a sentence 1=Patient writes a sentence

Interlocking pentagons 0=Patient does not copy the design properly 1=Patient copies the design properly



Clinician Level: EPIC CAM Documentation

Summary

Comprehensive

Go to now 12/15/2019

Sunday 1302 - Today 0847

24 Hrs 8 Hrs 4 Hrs 1 Hr 15 Min All

SRC VERDI 4 WEST

| | 12/15 0701 - 12/16 0700 | | | | | | 12/16 0701 - 12/17 0700 | | | | | | | | | | | | | | | |
|--|-------------------------|------|------|------|------|------|-------------------------|------|------|------|------|------|------|------|------|------|------|------|----------|------|------|------------------|
| Time: | 1302 | 1529 | 1629 | 2103 | 2200 | 0522 | 0900 | 0944 | 1212 | 1232 | 1315 | 1327 | 1349 | 1418 | 1454 | 2056 | 2153 | 2305 | 0300 | 0400 | 0543 | |
| Intake | | | | | | | | | | | | | | | | | | | | | | |
| P.O. | | | | | | | | | | | | | | | | | | | 240 | | | P.O. |
| Intake (mL): P.O. | | | | | | | | | | | | | | | | | | | 240 | | | Intake (mL) |
| Blood | | | | | | | | | | | 112 | | | | | | | | | | | Blood |
| Transfuse cryoprecipitate: Volu... | | | | | | | | | | | 112 | | | | | | | | | | | Transfuse |
| Total In | | | | | | | | | | | 112 | | | | | | | | 240 | | | Total In |
| Output | | | | | | | | | | | | | | | | | | | | | | |
| Urine | | | | | | | | | | | | | | | | | | | 450 | | | Urine |
| Output (mL): Urine | | | | | | | | | | | | | | | | | | | 450 | | | Output (mL) |
| Unmeasured Output: Urine Occ... | | | | | | | | | | | | | | | | | | | 1 x | | | Unmeas... |
| Stool | | | | | | | | | | | | | | | | | | | | | | Stool |
| Unmeasured Output: Stool Occ... | | | | | | | | | | | | | | | | | | | 1 x | | | Unmeas... |
| Total Out | | | | | | | | | | | | | | | | | | | 450 | | | Total Out |
| I/O Net | | | | | | | | | | | 112 | | | | | | | 240 | -450 | | | I/O Net |
| Stool Assessment | | | | | | | | | | | | | | | | | | | | | | |
| Last Bowel Movement | | | | | | | | | | | | | | | | | | | | | | Last Bowel |
| Stool Amount | | | | | | | | | | | | | | | | | | | small | | | Stool Amc |
| Stool Consistency | | | | | | | | | | | | | | | | | | | Type ... | | | Stool Con |
| Stool Color | | | | | | | | | | | | | | | | | | | brown | | | Stool Col |
| CAM - Non ICU | | | | | | | | | | | | | | | | | | | | | | |
| Result of CAM (Non ICU) | | | | | | | | | | | | | | | | | | | Negat... | | | Result of |
| Microdialysis | | | | | | | | | | | | | | | | | | | | | | |
| Lactate (mM) | | | | | | | | | | | | | | | | | | | | | | Lactate (mM) |
| Pyruvate (µM) | | | | | | | | | | | | | | | | | | | | | | Pyruvate (µM) |
| Glucose (mM) | | | | | | | | | | | | | | | | | | | | | | Glucose (mM) |
| Glutamate (µM) | | | | | | | | | | | | | | | | | | | | | | Glutamate (µM) |
| Glycerol (µM) | | | | | | | | | | | | | | | | | | | | | | Glycerol (µM) |
| Lactate Pyruvate Ratio (LPR) | | | | | | | | | | | | | | | | | | | | | | Lactate P... |
| Neurovascular | | | | | | | | | | | | | | | | | | | | | | |
| Peripheral Neurovascular WDL | | | | | | | | | | | | | | | | | | | WDL | | | Periphera |
| Periph IV-single(adult) 12/10/19 1925 dorsum left arm over-the-needle catheter system 20 gauge;1 in length IV Team | | | | | | | | | | | | | | | | | | | | | | |
| Placement Date/Time: 12/10/19 1925 Location : dorsum left arm Device: over-the-needle catheter system Gauge/Length: 20 gauge;1 in length Inserted by: IV Team Ultrasound to guide insertion: No Pain Prevention: distraction Patient Tolerance: Ins... | | | | | | | | | | | | | | | | | | | | | | |
| Site/Care/Dressing Status/Secure | | | | | | | | | | | | | | | | | | | dress... | | | Site/Care/D |

Customize More

Clinician Level: EPIC CAM Documentation

| ▼ Stool Assessment | | 12/15... | 12/16... |
|-------------------------|--|----------|----------|
| Last Bowel Movement | | | |
| Stool Amount | | | |
| Stool Consistency | | | |
| Stool Color | | | |
| ▼ CAM -Non ICU | | | |
| Result of CAM (Non ICU) | | Negat... | Negat... |
| ▼ Microdialysis | | | |
| Lactate (mM) | | | |
| Pyruvate (μM) | | | |
| Glucose (mM) | | | |
| Glutamate (μM) | | | |
| Glycerol (μM) | | | |

- Measured twice daily
- Information conveyed to Clinical Teams on Rounds
- (+) Triggers Nursing Care Plan to evaluate for causes of delirium

Clinician Level: Mobility Report

The screenshot displays a clinical summary page with a left-hand navigation menu and a main content area. The main content area is divided into several sections:

- Summary:** Lists medications such as sodium chloride 0.9% flush 3 mL and hydrALAZINE (APRESOLINE) injection/vial 10 mg.
- Device (Oxygen Therapy) (Last 3 values):** Shows oxygen therapy data for 12/17 0540, 12/17 0000, and 12/16 2000.
- Respiratory Data:** Includes a line graph for SpO2 (%) and Resp, with values ranging from 94 to 95 and 16 to 22.
- Glucose Control:** Shows a blood glucose reading of 113 mg/dL at 12/17 0654.
- Infectious Disease:** Shows ID Vitals and Labs with a temperature of 99.7 (37.6) °F (°C) at 12/16 1448.
- Mobility (last 3 entries past 24hrs):** This section is highlighted with a red box and contains the following data:

| Date | Time | Score AMPAC/HLM | Frequency |
|------------|------|--|-----------|
| 12/17 0055 | | Mobility Level 3, Sit on edge of bed, AM PAC 8-9 | |
| 12/16 2000 | | Mobility Level 2, Turn self in bed/bed activity/dependent transfer, AM PAC 6-7 | |
| 12/16 1000 | | Mobility Level 2, Turn self in bed/bed activity/dependent transfer, AM PAC 6-7 | |

A red arrow points from the glucose control section towards the mobility report section. The mobility report section is also circled in red.

- Date
- Time
- Score AMPAC/HLM
- Frequency

Mobility Screening: AM-PAC → HLM

Boston University AM-PAC™ “6 Clicks” Basic Mobility Inpatient Short Form

Please check the box that reflects your (the patient's) best answer to each question.

| How much difficulty does the patient currently have... | Unable | A Lot | A Little | None |
|---|--------------------------|--------------------------|--------------------------|--------------------------|
| 1. Turning over in bed (including adjusting bedclothes, sheets and blankets)? | <input type="checkbox"/> | <input type="checkbox"/> | <input type="checkbox"/> | <input type="checkbox"/> |
| 2. Sitting down on and standing up from a chair with arms (e.g., wheelchair, bedside commode, etc.) | <input type="checkbox"/> | <input type="checkbox"/> | <input type="checkbox"/> | <input type="checkbox"/> |
| 3. Moving from lying on back to sitting on the side of the bed? | <input type="checkbox"/> | <input type="checkbox"/> | <input type="checkbox"/> | <input type="checkbox"/> |

| How much help from another person does the patient currently need... | Total | A Lot | A Little | None |
|--|--------------------------|--------------------------|--------------------------|--------------------------|
| 4. Moving to and from a bed to a chair (including a wheelchair)? | <input type="checkbox"/> | <input type="checkbox"/> | <input type="checkbox"/> | <input type="checkbox"/> |
| 5. Need to walk in hospital room? | <input type="checkbox"/> | <input type="checkbox"/> | <input type="checkbox"/> | <input type="checkbox"/> |
| 6. Climbing 3-5 steps with a railing? | <input type="checkbox"/> | <input type="checkbox"/> | <input type="checkbox"/> | <input type="checkbox"/> |

Raw Score: _____

CMS 0-100% Score: _____

Standardized Score: _____

CMS Modifier: _____

The Johns Hopkins Highest Level of Mobility Scale (JH-HLM)



| | | Score |
|-------|--------------------------|-------|
| WALK | 250+ FEET | 8 |
| | 25+ FEET | 7 |
| | 10+ STEPS | 6 |
| STAND | 1 MINUTE | 5 |
| CHAIR | TRANSFER | 4 |
| BED | SIT AT EDGE | 3 |
| | TURN SELF / BED ACTIVITY | 2 |
| | LYING | 1 |

↑
MOBILITY LEVEL

Report of what the patient **ACTUALLY DID** (Observation)

Three Levels of Documentation

1. Clinician Level Data

2. Epic Workbench Reports

- Accessed within the EMR
- Allows floor level assessments
- Functioning clinical tool

3. Tableau Dashboard Reports

Medication Screening: Anti-Psychotics

My Dashboards

Provider Dashboard ▾

Schedule at a Glance

Last Refresh: 09:14:45 AM

Provider: LAI, JAMES M. Date: 12/17/2019

Display Patient Name?: Yes

No appointments

Links to Population Health Metrics (Registries)

- Panel Dashboard(s)
 - Population Health Dashboard
- Reporting Workbench Reports
 - My Patients - On Diabetes Registry
 - My Patients - On Hypertension Registry
 - My Patients - On CAD Registry
 - My Patients - On CHF Registry
 - My Patients - On COPD Registry
 - My Patients - On Asthma Registry
- Education and Training
 - Population Management - Provider Workflow for Disease Management
 - Population Management - Care Coordinator Workflows for Documenting Disease Management
 - Population Health: Other Tools

Meaningful Use for Providers

Last Refresh: 09:09:39 AM

Your data source returned no rows.

Ambulatory Physician KPI BI Dashboard

Physician KPI Dashboard Homepage

Link to BI Portal

Jump to...

- Dashboards
 - Training Dashboard - Physician

Physician & Provider Hot Topics

Pain Management Decision Support with NarxScore

The NarxScore is a research-based tool using a patient's Rx history to evaluate potential risks of prescribing opioids for them.

Some NarxScore info will display in the patient header, and full details can be seen by clicking the link in the header.

Full details are in [this Tips & Tricks PDF](#).

Fri 8/25/2017 06:42 AM - Stutzman, Mich

Ambulatory: Documentation Only Encounters and Orders Only Encounters have gone Widescreen!

Documentation and Orders Only Encounters are now in Widescreen view allowing you to see more and scroll less! Commonly performed tasks are now grouped together into 'fat' tabs, giving you access to document with less clicks!

[Documentation Only Encounters Widescreen Tip Sheet](#)

[Orders Only Encounters Widescreen Tip Sheet](#)

Wed 8/14/2017 09:09 AM - Garrett, Ann Marie

Ambulatory: Anti-coag Encounter has gone WIDESCREEN!

Anti-Coagulation Encounters are now in Widescreen view allowing you to see more and scroll less! Commonly performed tasks are now grouped together into 'fat' tabs, giving you access to document with less clicks! Check out the [Anti-Coag Encounter - Widescreen Tip Sheet](#)

Tue 5/9/2017 02:49 PM - Garrett, Ann Marie

Ambulatory: Early Discharge - Leukemia Patient

Documentation has been created in Epic to support the early discharge of acute leukemia patients. [Early Discharge - Leukemia Patient Tip Sheet](#)

In Basket Glance

Last Refresh: 09:14:46 AM

| | New | Total |
|------------------------------|-----|-------|
| Results | 0 | 1 |
| Staff Message | 0 | 22 |
| Letter Queue | 0 | 1 |
| Referral Notification Letter | 0 | 2 |
| CC: Inpatient Notes | 0 | 2 |

Favorite Reports

Last Refresh: 09:14:46 AM

| Report Name | Results | Status |
|-----------------|---------|--------|
| Unorganized (1) | | |
| PIMS in Elderly | 66 | Viewed |

Personalize My Content

- SmartSet Editor
- Preference List Editor
- SmartPhrase Manager
- My SmartPhrases
- NoteWriter Macros

Common Links

- Hyperspace Links
 - Patient Lists
 - Patient Station
 - My Reports
- Web Links

EPIC Workbench: Medication Stewardship

PIMS in Elderly [62649864] as of Tue 12/17/2019 1:52 PM

[Filters](#)
[Options](#)
[Medications](#)
[Add to List](#)
[MAR](#)
[Enter/Edit Results](#)
[Review Result](#)


- 3 day Look-back
- Sorts by Patient/Floor
- Sorts by Team/User
- Clinical tool
- Pharmacy oversight

| Order Name | Order Date | Administration Time | Order End Date | Order End Time | Current Outpatient Psych Medication |
|--|------------|---|----------------|----------------|---|
| haloperidol lactate (HALDOL) injection 5 mg | 12/14/2019 | | 12/14/2019 | 04:10 PM | QUetiapine (SEROQUEL) 50 mg Immediate Release tablet |
| haloperidol lactate (HALDOL) injection 2 mg | 12/14/2019 | 12/14/2019 2055 | 12/14/2019 | 08:55 PM | QUetiapine (SEROQUEL) 50 mg Immediate Release tablet |
| haloperidol lactate (HALDOL) injection 2 mg | 12/16/2019 | 12/16/2019 0605 | 12/16/2019 | 06:05 AM | |
| haloperidol lactate (HALDOL) 5 mg/mL injection | 12/16/2019 | | | | |
| haloperidol lactate (HALDOL) 5 mg/mL injection | 12/15/2019 | | 12/15/2019 | 02:30 PM | |
| haloperidol lactate (HALDOL) injection 2 mg | 12/15/2019 | 12/15/2019 1430 | 12/16/2019 | 12:13 PM | |
| haloperidol lactate (HALDOL) injection 2 mg | 12/14/2019 | 12/14/2019 0652 | 12/14/2019 | 06:52 AM | |
| QUetiapine (SEROquel) Immediate Release tablet 50 mg | 12/13/2019 | 12/14/2019 2124 12/15/2019 2039 12/16/2019 2112 | | | QUetiapine (SEROQUEL) 100 mg Immediate Release tablet |
| QUetiapine (SEROquel) Immediate Release tablet 50 mg | 12/16/2019 | 12/16/2019 2120 | | | QUetiapine (SEROQUEL) 25 mg Immediate Release tablet, QUetiapine (SEROQUEL) 300 MG tablet |
| QUetiapine (SEROquel) Immediate Release tablet 25 mg | 12/16/2019 | 12/17/2019 0912 | 12/17/2019 | 11:18 AM | QUetiapine (SEROQUEL) 25 mg Immediate Release tablet, QUetiapine (SEROQUEL) 300 MG tablet |
| QUetiapine (SEROquel) Immediate Release tablet 50 mg | 12/16/2019 | | | | QUetiapine (SEROQUEL) 200 mg Immediate Release tablet |
| haloperidol lactate (HALDOL) injection 0.5 mg | 12/14/2019 | 12/14/2019 0804 | 12/14/2019 | 08:04 AM | |
| haloperidol lactate (HALDOL) injection 2 mg | 12/13/2019 | 12/13/2019 1938 | 12/13/2019 | 07:38 PM | |
| haloperidol lactate (HALDOL) injection 5 mg | 12/17/2019 | | 12/17/2019 | 01:47 PM | fluPHENAZine (PROLXIN) 10 MG tablet |
| haloperidol lactate (HALDOL) 5 mg/mL injection | 12/17/2019 | | | | fluPHENAZine (PROLXIN) 10 MG tablet |

Epic Workbench: Advanced Care Plan

Library Services - Tools - Smartweb

NonCodeAddl: **Yes** Iso Reason: **None**
 Adv. Care Plan: **Yes** Need Interpreter: **No**
 Pt. Class: **Inpatient** Pref Language: **English**
 Isolation: **None** NarxScore: **000**



Adv. Care Plan

ADV CARE PLAN SUMMARY

Adv. Care Plan

PATIENT RELATIONSHIPS/LEGAL CONTACTS

Patient Relations...

ADV CARE PLAN DOCUMENTATION

Adv. Care Note

ADV CARE PLAN ORDER


Meds & Orders

ADVANCE DIRECTIVES INPATIENT

**Advance Directi...

Full Documentation in Medical Record
 Answer: Update Advance Care Planning-Advance Care Note

Adv. Care Plan Note - Most Recent



Y IP Advanced Care Planning [62654195] as of Tue 12/17/2019

Filters Options Hospital Chart Add to List Ix Team Patient List Membersh

| ACP Doc Exists | Note Exists | Healthcare Agent | All ACP Components |
|----------------|-------------|------------------|--------------------|
| | Yes | | |
| Yes | Yes | Yes | Yes |
| | Yes | | |
| Yes | | | |
| Yes | Yes | Yes | Yes |
| Yes | Yes | Yes | Yes |
| Yes | Yes | Yes | Yes |
| Yes | Yes | Yes | Yes |
| | Yes | | |
| | Yes | | |
| Yes | Yes | Yes | Yes |
| Yes | Yes | Yes | Yes |
| Yes | Yes | Yes | Yes |
| | Yes | | |
| | Yes | | |
| Yes | Yes | Yes | Yes |

Three Levels of Documentation

1. Clinician Level Data

2. Epic Workbench Reports

3. Tableau Dashboard Reports

- Requires IT assistance to build
- Allows Monthly/Yearly evaluation
- Can visualize 4M progress in one application

Tableau Reports: 4M Overview

Outcome metrics | Discharge Unit Summary Report | Discharge Disposition By Week ... | Patient Report | Patient Mentation Report | Patient Mobility Report | Patient Matters Report | About

YaleNewHavenHealth

SRC / YSC 4 M Dashboard



Outcome Metrics

| | Baseline | Performance | Trend |
|----------------------|----------|-------------|-------|
| Primary Metric LOS | 5.6 | 5.8 | ● |
| Total Cases | 32,959.0 | 43,379.0 | ● |
| QVI N | 3,232.0 | 4,427.0 | ● |
| QVI % | 9.8% | 10.2% | ● |
| 30 Day Readmission N | 4,396.0 | 5,364.0 | ● |
| 30 Day Readmission % | 13.3% | 12.4% | ● |

Baseline Start Date
9/1/2017

Baseline End Date
8/31/2018

Select Performance Timeframe
Performance dates below ▾

Performance Start Date
9/1/2018

Performance End Date
12/31/2019

Campus
(All) ▾

Patient Type
(All) ▾

Primary Service
(All) ▾

Discharge Unit
(All) ▾

Matters Case
(All) ▾

Mentation Case
(All) ▾

Mobility Case
(All) ▾

Discharge Services

| | Baseline | Performance | Trend |
|--------------------------------------|----------|-------------|-------|
| Discharge to facility N | 8,662.0 | 11,248.0 | ● |
| Discharge to facility % | 26.3% | 25.9% | ● |
| Discharge to home with services N | 8,759.0 | 10,698.0 | ● |
| Discharge to home with services % | 26.6% | 24.7% | ● |
| Discharge to home without services N | 12,676.0 | 17,606.0 | ● |
| Discharge to home without services % | 38.5% | 40.6% | ● |
| Discharge to hospice N | 1,139.0 | 1,479.0 | ● |
| Discharge to hospice % | 3.5% | 3.4% | ● |
| Discharge to rehab facility N | 520.0 | 651.0 | ● |
| Discharge to rehab facility % | 1.6% | 1.5% | ● |
| Expired N | 1,078.0 | 1,480.0 | ● |
| Expired % | 3.3% | 3.4% | ● |
| Other N | 125.0 | 217.0 | ● |
| Other % | 0.4% | 0.5% | ● |

4 Ms - Overall Compliance

| | Baseline | Performance | Trend |
|--------------|----------|-------------|-------|
| Nutrition N | 29,838.0 | 38,746.0 | ● |
| Nutrition % | 90.5% | 89.3% | ● |
| Mobility N | 32,479.0 | 41,384.0 | ● |
| Mobility % | 98.5% | 95.4% | ● |
| Mentation N | 22,334.0 | 34,977.0 | ● |
| Mentation % | 67.8% | 80.6% | ● |
| Matters N | 31,549.0 | 40,901.0 | ● |
| Matters % | 95.7% | 94.3% | ● |
| Depression N | 0.0 | 0.0 | ○ |
| Depression % | 0.0% | 0.0% | ○ |

Tableau Reports: 4M Overview Mentation

YaleNewHavenHealth

Patient Mentation Report

Helix

| Discharge Date | Mentation Total Cases | Delirium Present -- Non-ICU | Percent | Delirium Present ICU | Percent | Over The Past 2 Weeks, Have You Felt Down, Depressed Or Hopeless? | Percent | Over The Past 2 Weeks, Have You Felt Little Interest Or Pleasure In Doing Things? | Percent |
|----------------|-----------------------|-----------------------------|---------|----------------------|---------|---|---------|---|---------|
| 10/15/2019 | 2 | 2 | 100.00% | 0 | 0.00% | 2 | 100.00% | 2 | 100.00% |
| 10/16/2019 | 4 | 4 | 100.00% | 0 | 0.00% | 4 | 100.00% | 4 | 100.00% |
| 10/17/2019 | 6 | 6 | 100.00% | 0 | 0.00% | 6 | 100.00% | 6 | 100.00% |
| 10/18/2019 | 2 | 2 | 100.00% | 0 | 0.00% | 2 | 100.00% | 2 | 100.00% |
| 10/19/2019 | 5 | 5 | 100.00% | 0 | 0.00% | 5 | 100.00% | 5 | 100.00% |
| 10/20/2019 | 2 | 2 | 100.00% | 0 | 0.00% | 2 | 100.00% | 2 | 100.00% |
| 10/21/2019 | 5 | 5 | 100.00% | 0 | 0.00% | 5 | 100.00% | 5 | 100.00% |
| 10/22/2019 | 5 | 5 | 100.00% | 1 | 20.00% | 5 | 100.00% | 5 | 100.00% |
| 10/24/2019 | 4 | 4 | 100.00% | 0 | 0.00% | 4 | 100.00% | 4 | 100.00% |
| 10/25/2019 | 6 | 6 | 100.00% | 2 | 33.33% | 6 | 100.00% | 6 | 100.00% |
| 10/26/2019 | 5 | 5 | 100.00% | 0 | 0.00% | 5 | 100.00% | 5 | 100.00% |
| 10/27/2019 | 4 | 4 | 100.00% | 0 | 0.00% | 4 | 100.00% | 4 | 100.00% |
| 10/28/2019 | 3 | 3 | 100.00% | 0 | 0.00% | 3 | 100.00% | 3 | 100.00% |
| 10/29/2019 | 1 | 1 | 100.00% | 0 | 0.00% | 1 | 100.00% | 1 | 100.00% |

Mentation Outcome Report

| Discharge Date | Cases | LOS | AVG LOS | Readmit Cases | QVI Cases |
|----------------|-------|-----|---------|---------------|-----------|
| 10/15/2019 | 2 | 7 | 3.50 | 1 | 0 |
| 10/16/2019 | 4 | 22 | 5.50 | 0 | 0 |
| 10/17/2019 | 6 | 38 | 6.33 | 2 | 0 |
| 10/18/2019 | 2 | 9 | 4.50 | 0 | 0 |
| 10/19/2019 | 5 | 23 | 4.60 | 1 | 0 |
| 10/20/2019 | 2 | 7 | 3.50 | 0 | 0 |
| 10/21/2019 | 5 | 32 | 6.40 | 0 | 0 |
| 10/22/2019 | 5 | 24 | 4.80 | 2 | 0 |
| 10/24/2019 | 4 | 11 | 2.75 | 0 | 0 |
| 10/25/2019 | 6 | 42 | 7.00 | 1 | 0 |
| 10/26/2019 | 5 | 19 | 3.80 | 2 | 0 |
| 10/27/2019 | 4 | 14 | 3.50 | 1 | 0 |
| 10/28/2019 | 3 | 16 | 5.33 | 0 | 0 |
| 10/29/2019 | 1 | 5 | 5.00 | 0 | 0 |
| 10/30/2019 | 1 | 3 | 3.00 | 0 | 0 |
| 10/31/2019 | 3 | 16 | 5.33 | 1 | 0 |
| 11/1/2019 | 4 | 21 | 5.25 | 0 | 0 |
| 11/2/2019 | 3 | 9 | 3.00 | 0 | 0 |
| 11/3/2019 | 1 | 6 | 6.00 | 0 | 0 |

Discharge Date
10/15/2019 12/16/2019

Visit Type
INPATIENT

Patient Type
(All)

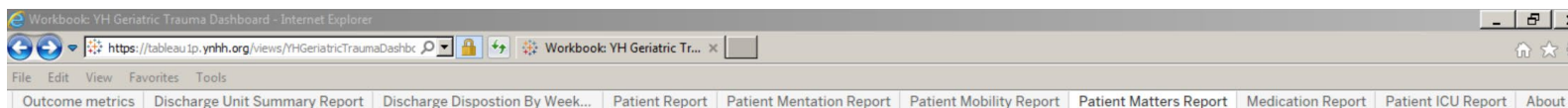
Discharge Unit
SRC VERDI 4 WEST

- SRC DR CT SCAN
- SRC DR MRI
- SRC DR ULTRASOUND
- SRC DR XRAY
- SRC ECT
- SRC EMERGENCY DEPARTMENT
- SRC GI LAB
- SRC HAELEN INF DISEASE ORCHARD
- SRC LABOR & DELIVERY
- SRC MAIN 6 SURGERY
- SRC PERIOP SVCS MCGIVNEY OR
- SRC PERIOPERATIVE SERVICES
- SRC SR LOUISE ANTHONY 2
- SRC SR LOUISE ANTHONY 3
- SRC SR LOUISE ANTHONY 4
- SRC SR LOUISE ANTHONY 5 NURSERY
- SRC SURGICAL INTENSIVE
- SRC VERDI 2 SOUTH
- SRC VERDI 3 EAST HVC
- SRC VERDI 3 NORTH MICU
- SRC VERDI 3 SOUTH
- SRC VERDI 3 WEST STEP DOWN
- SRC VERDI 4 EAST
- SRC VERDI 4 NORTH
- SRC VERDI 4 WEST
- SRC VERDI 5 EAST HVC
- SRC VERDI 5 NORTH
- SRC VERDI 5 WEST
- YNH CARDIAC REHAB CENTER

Yale Medicine

Yale
NewHaven
Health

Tableau Reports: 4M Overview ACP



YaleNewHavenHealth

Patient Matters Report

| Discharge Date | Discharge Patients | Matters Total Cases | Matter Total % | How To Address Anxieties/Fears | Percent | Techniques To Cope With Loss/ Stress/Change | Percent | Behaviors When Feeling Stressed/Fearful | Percent | How Would You And/Or Your Support Person Like To Participate In Your Care? | Percent | Major Change/ Loss/Stressor/ Fears | Percent | What Informat Would Help Give You M Personaliti: Ca |
|----------------|--------------------|---------------------|----------------|--------------------------------|---------|---|---------|---|---------|--|---------|------------------------------------|---------|---|
| 11/26/2019 | 5.0 | 5 | 100.00% | 0 | 0.00% | 0 | 0.00% | 0 | 0.00% | 0 | 0.00% | 0 | 0.00% | 0 |
| 11/27/2019 | 8.0 | 8 | 100.00% | 0 | 0.00% | 0 | 0.00% | 0 | 0.00% | 0 | 0.00% | 0 | 0.00% | 0 |
| 11/28/2019 | 2.0 | 2 | 100.00% | 0 | 0.00% | 0 | 0.00% | 0 | 0.00% | 0 | 0.00% | 0 | 0.00% | 0 |
| 11/29/2019 | 2.0 | 2 | 100.00% | 0 | 0.00% | 0 | 0.00% | 0 | 0.00% | 0 | 0.00% | 0 | 0.00% | 0 |
| 11/30/2019 | 1.0 | 1 | 100.00% | 0 | 0.00% | 0 | 0.00% | 0 | 0.00% | 0 | 0.00% | 0 | 0.00% | 0 |
| 12/1/2019 | 1.0 | 1 | 100.00% | 0 | 0.00% | 0 | 0.00% | 0 | 0.00% | 0 | 0.00% | 0 | 0.00% | 0 |
| 12/2/2019 | 3.0 | 3 | 100.00% | 0 | 0.00% | 0 | 0.00% | 0 | 0.00% | 0 | 0.00% | 0 | 0.00% | 0 |
| 12/3/2019 | 6.0 | 6 | 100.00% | 0 | 0.00% | 0 | 0.00% | 0 | 0.00% | 0 | 0.00% | 0 | 0.00% | 0 |
| 12/4/2019 | 4.0 | 4 | 100.00% | 0 | 0.00% | 0 | 0.00% | 0 | 0.00% | 0 | 0.00% | 0 | 0.00% | 0 |
| 12/5/2019 | 7.0 | 7 | 100.00% | 0 | 0.00% | 0 | 0.00% | 0 | 0.00% | 0 | 0.00% | 0 | 0.00% | 0 |
| 12/6/2019 | 6.0 | 6 | 100.00% | 0 | 0.00% | 0 | 0.00% | 0 | 0.00% | 0 | 0.00% | 0 | 0.00% | 0 |
| 12/7/2019 | 4.0 | 4 | 100.00% | 0 | 0.00% | 0 | 0.00% | 0 | 0.00% | 0 | 0.00% | 0 | 0.00% | 0 |
| 12/9/2019 | 4.0 | 4 | 100.00% | 0 | 0.00% | 0 | 0.00% | 0 | 0.00% | 0 | 0.00% | 0 | 0.00% | 0 |
| 12/10/2019 | 3.0 | 3 | 100.00% | 0 | 0.00% | 0 | 0.00% | 0 | 0.00% | 0 | 0.00% | 0 | 0.00% | 0 |
| 12/11/2019 | 10.0 | 10 | 100.00% | 0 | 0.00% | 0 | 0.00% | 0 | 0.00% | 0 | 0.00% | 0 | 0.00% | 0 |
| 12/12/2019 | 7.0 | 7 | 100.00% | 0 | 0.00% | 0 | 0.00% | 0 | 0.00% | 0 | 0.00% | 0 | 0.00% | 0 |
| 12/13/2019 | 3.0 | 3 | 100.00% | 0 | 0.00% | 0 | 0.00% | 0 | 0.00% | 0 | 0.00% | 0 | 0.00% | 0 |
| 12/14/2019 | 1.0 | 1 | 100.00% | 0 | 0.00% | 0 | 0.00% | 0 | 0.00% | 0 | 0.00% | 0 | 0.00% | 0 |
| 12/15/2019 | 2.0 | 2 | 100.00% | 0 | 0.00% | 0 | 0.00% | 0 | 0.00% | 0 | 0.00% | 0 | 0.00% | 0 |
| Grand Total | 118.0 | 118 | 100.00% | 0 | 0.00% | 0 | 0.00% | 0 | 0.00% | 0 | 0.00% | 0 | 0.00% | 0 |

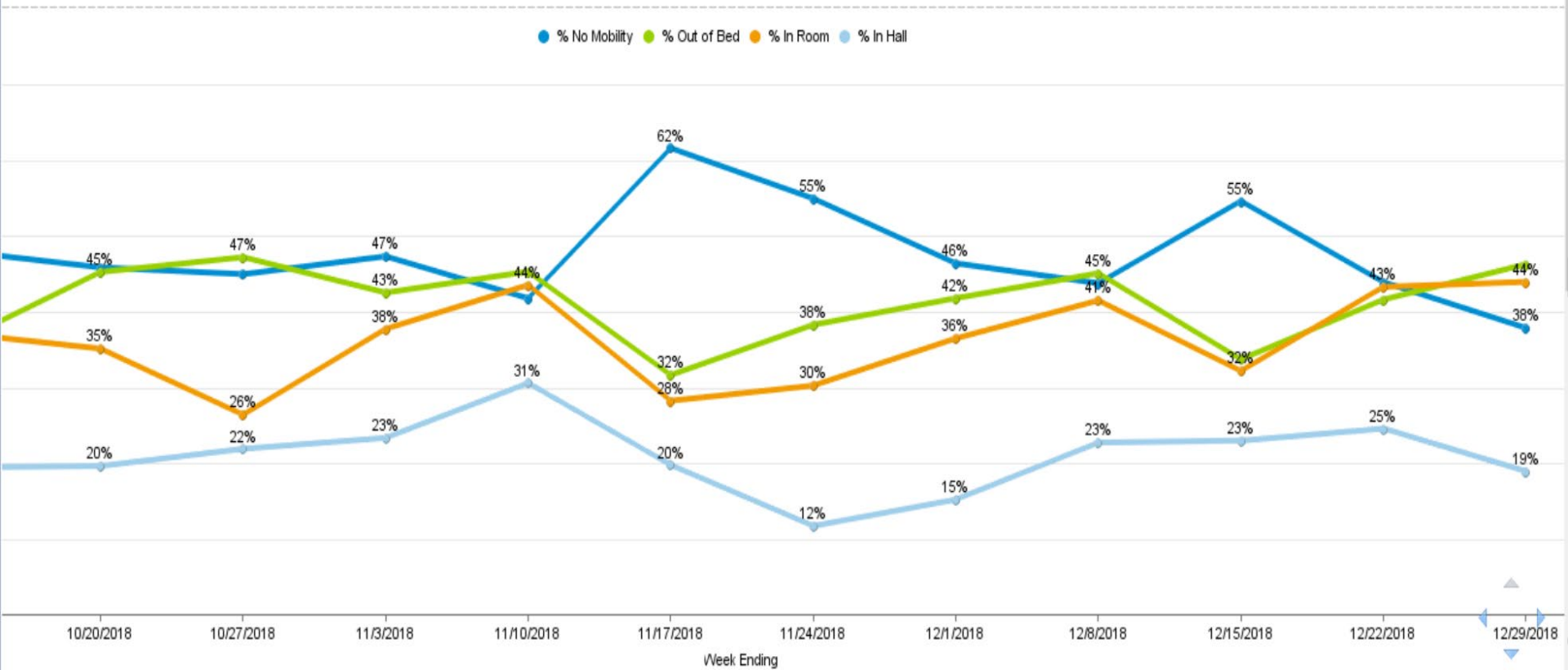
Matters Outcome Report

| Discharge Date | Discharge Patients | L O S | AVG LOS | Readmit Cases | QVI Cases |
|----------------|--------------------|-------|---------|---------------|-----------|
| 11/15/2019 | 105 | 727 | 6.92 | 0 | 13 |
| 11/16/2019 | 47 | 218 | 4.64 | 0 | 2 |
| 11/17/2019 | 43 | 246 | 5.72 | 0 | 4 |
| 11/18/2019 | 62 | 426 | 6.87 | 0 | 11 |
| 11/19/2019 | 75 | 790 | 10.53 | 0 | 13 |
| 11/20/2019 | 79 | 500 | 6.33 | 0 | 9 |
| 11/21/2019 | 87 | 475 | 5.46 | 0 | 13 |
| 11/22/2019 | 90 | 487 | 5.41 | 0 | 11 |
| 11/23/2019 | 53 | 293 | 5.53 | 0 | 9 |

- A work in progress

Inpatient ACE Unit – Mobility

SRC VERDI 4 WEST



Blue = No mobility
Green = Out of bed
Orange = In room
Light Blue = In Hall



Key Points

- Different levels of documentation for specific uses
- EPIC workbench still requires IT support
- Tableau reports require some manual verification of the algorithms
- All reports need a plan for dissemination

Thank You!

VISION, MISSION AND VALUES



YaleNewHaven**Health**