



**American Hospital  
Association™**

---

*Advancing Health in America*

# **Approaches to Population Health in 2018: A National Survey of Hospitals**

AHA Center for Health Innovation

**November 2019**

# Copyright

**Suggested Citation:** AHA Center for Health Innovation (2019, November). Approaches to Population Health in 2018: A National Survey of Hospitals. Chicago, IL: American Hospital Association. Accessed at [www.aha.org/center/population-health](http://www.aha.org/center/population-health)

©2019 American Hospital Association. All rights reserved. All materials contained in this publication are available to anyone for download on [www.aha.org](http://www.aha.org) for personal, non-commercial use only. No part of this publication may be reproduced and distributed in any form without permission of the publication or in the case of third party materials, the owner of that content, except in the case of brief quotations followed by the above suggested citation.



# Overview

- Survey Methodology and Respondent Characteristics
- Key Findings
  - Strategy and Definitions
  - Structure
  - Social Needs

# Methodology

- Survey developed in Fall 2017/Winter 2018
- Mailed to 6,281 U.S. hospitals
- In the field from March through September 2018
- Response rate = 16.5% (N = 1,039)
- Key respondent characteristics\*
  - Northeast and Midwest overrepresented, South underrepresented.
  - Large hospitals and teaching hospitals overrepresented, small hospitals underrepresented.
  - Not-for-profit and government hospitals overrepresented. For-profit hospitals underrepresented.

*\*Results presented in this report are based on hospitals that responded to the survey. Respondents are not representative of the entire nation, so generalization of responses is not possible.*

**Source:** AHA 2018 Population Health, Equity and Diversity in Health Care Survey



*Advancing Health in America*

# Respondent Characteristics

Characteristic	N	Respondent Percent	National Percent
<b>Region*</b>			
Midwest	315	30.43	27.16
Northeast	192	18.55	12.89
South	335	32.37	39.86
West	188	18.16	18.94
Other	5	0.48	1.15
<b>Setting</b>			
Urban	711	68.7	67.75
Rural	324	31.3	32.25
<b>Hospital (bed) size*</b>			
Up to 25 beds	215	20.77	22.35
26 - 99	259	25.02	32.90
100 - 299	323	31.21	30.56
300 - 499	142	13.72	9.06
500 or more	96	9.28	5.13

\*Denotes that survey sample differs significantly from national profile (P<.05).

Source: AHA 2018 Population Health, Equity and Diversity in Health Care Survey



Advancing Health in America

# Respondent Characteristics

Characteristic	N	Respondent Percent	National Percent
<b>Ownership/Control*</b>			
Government, non-federal	234	22.61	19.64
Government, federal	30	2.90	3.36
Investor-owned, for profit	104	10.05	26.77
Nongovernment, not-for-profit	667	64.44	50.22
<b>Affiliated with a Health System</b>	671	64.83	65.39
<b>Teaching Hospital* (major or minor)</b>	510	49.28	38.41
<b>Type of Service*</b>			
Acute LTC Hospital	23	2.22	6.22
Cardiology	2	0.19	0.27
General Medical & Surgical	883	85.31	74.15
Obstetrics & Gynecology	1	0.10	0.14
Oncology	2	0.19	0.29
Pediatric/Neonatal	22	2.13	2.26
Psychiatric	64	6.18	9.03
Rehabilitation	26	2.51	4.52
Other	12	1.16	3.12

\*Denotes that survey sample differs significantly from national profile.

**Source:** AHA 2018 Population Health, Equity and Diversity in Health Care Survey



Advancing Health in America

# Selected Findings: Strategy and Definitions

- Most respondents define their target population for population health management by “disease or condition,” while community health population is defined by “geographic area or community.”
- More than 90% of responding hospitals reported community investment through local hiring, 75% reported local purchasing.
- Primary reasons reported for investing in population health:
  - Adoption of new models of care (32%)
  - Mission-driven to address social determinants of health (25%)
  - Meet community and patient demands (24%)

# Selected Findings: Structure

- Executive leadership has primary responsibility for population health management (74%) and community health (61%) activities.
- Respondents reported broad involvement in implementing population health strategies and initiatives, including:
  - 75% reported clinical leader involvement in population health management.
  - 60% reported front-line clinical staff involvement in population health management.
  - 68% reported community representative involvement in community health strategy implementation.



# Selected Findings: Meeting Patients' Social Needs

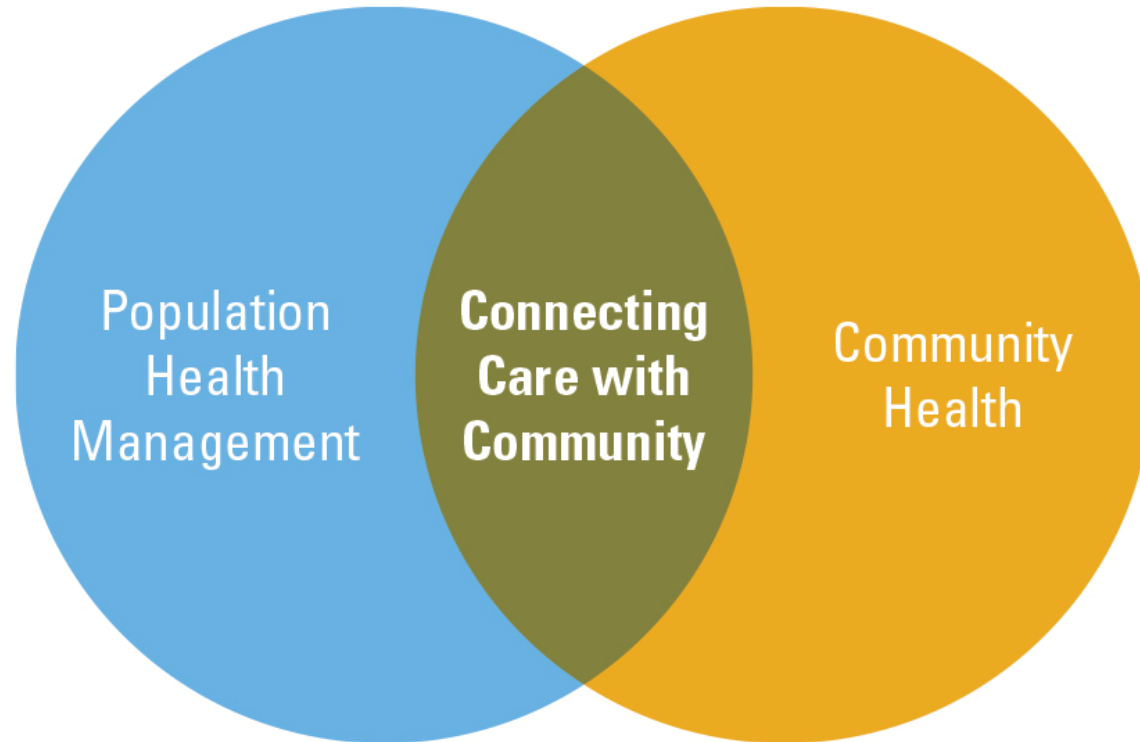
- Over three-quarters (77%) of respondents reported screening patients for social needs.
- Those who do screen reported screening patients for a broad range of needs, including:
  - Health behaviors (86%)
  - Housing instability (75%)
  - Food insecurity (75%)
  - Domestic/interpersonal violence (74%)
  - Social isolation (70%)
- Two-thirds (66%) reported documenting patients' social needs in the electronic health record.

A group of healthcare professionals are gathered around a conference table in a meeting. A woman in blue scrubs with a stethoscope around her neck is standing and speaking, gesturing with her hands. Several other people, including a man in a white shirt and glasses, and a woman with glasses, are seated around the table, listening attentively. The scene is overlaid with a blue tint.

# Strategy and Definitions

# Population Health as a Strategy

**Population health management\*** refers to the process of improving clinical health outcomes of a defined group of individuals through improved care coordination and patient engagement supported by appropriate financial and care models.

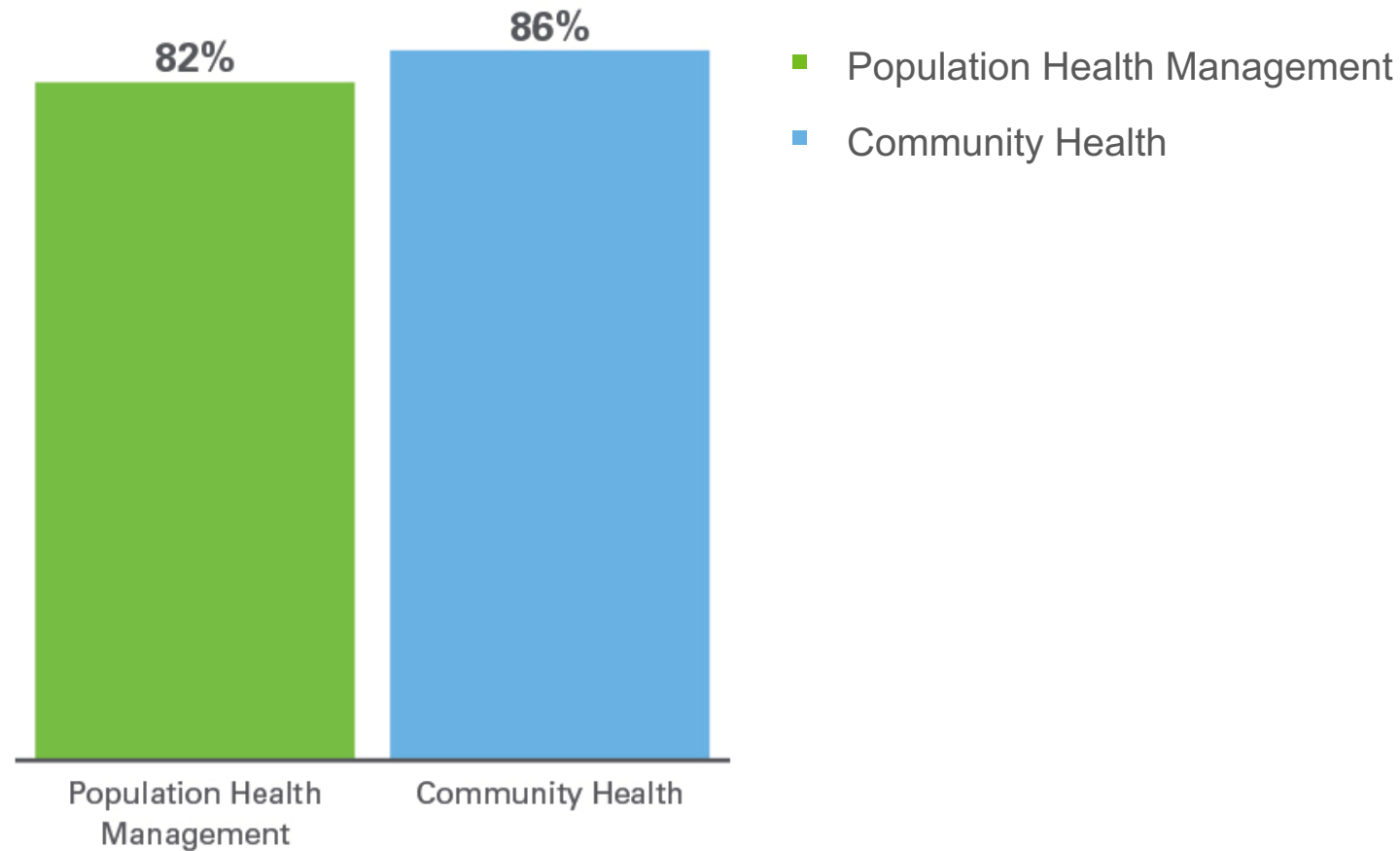


**Community health\*** refers to non-clinical approaches for improving health, preventing disease and reducing health disparities through addressing social, behavioral, environmental, economic and medical determinants of health in a geographically defined population.

\* Definitions provided in AHA 2018 Population Health, Equity and Diversity in Health Care Survey

# Reflection in Strategic Plan

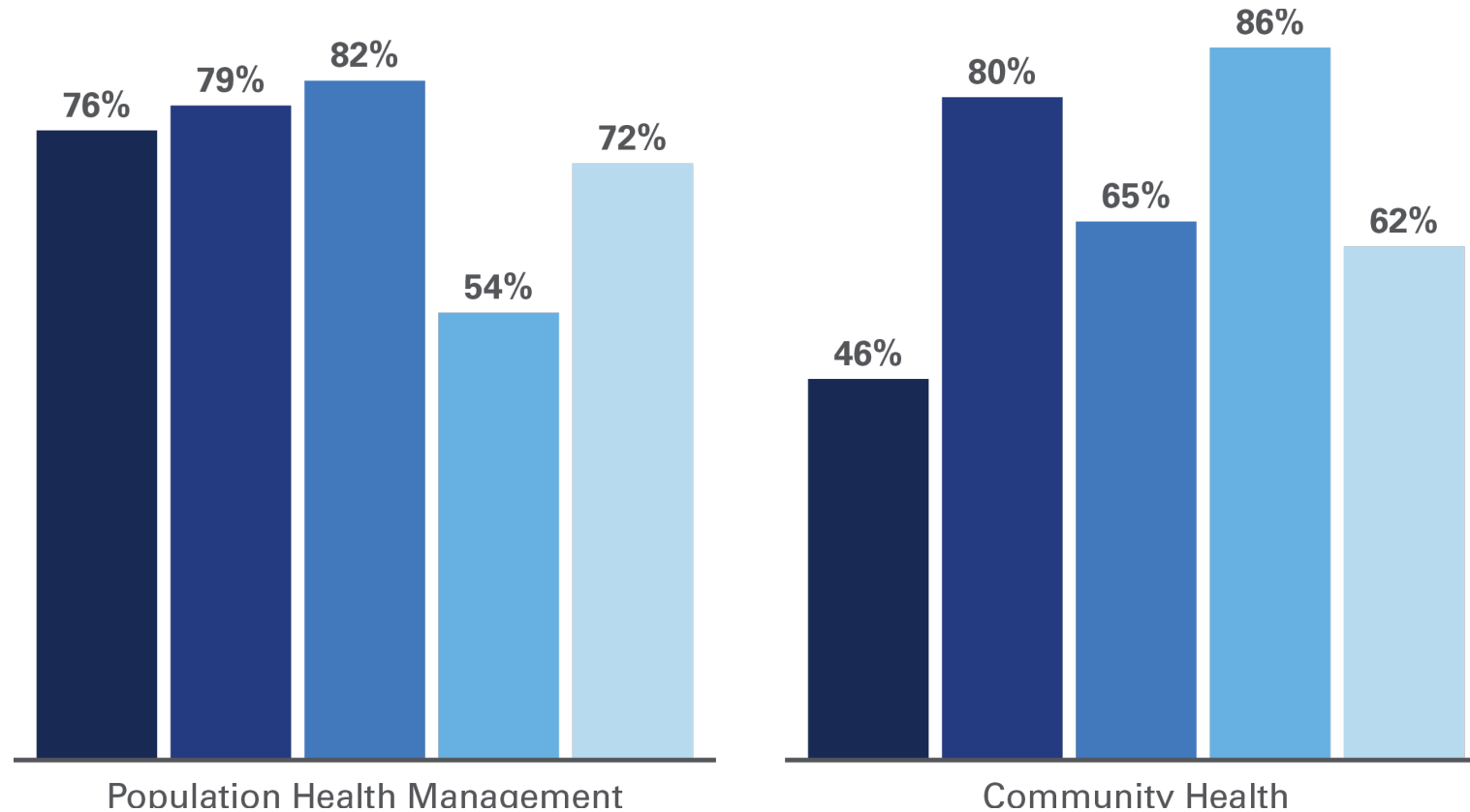
Percentage of respondents who reported strategies being reflected in their organization's strategic plan.



Source: AHA 2018 Population Health, Equity and Diversity in Health Care Survey

# How Do Hospitals Define Their Populations?

How respondents defined their populations for population health management and community health activities.

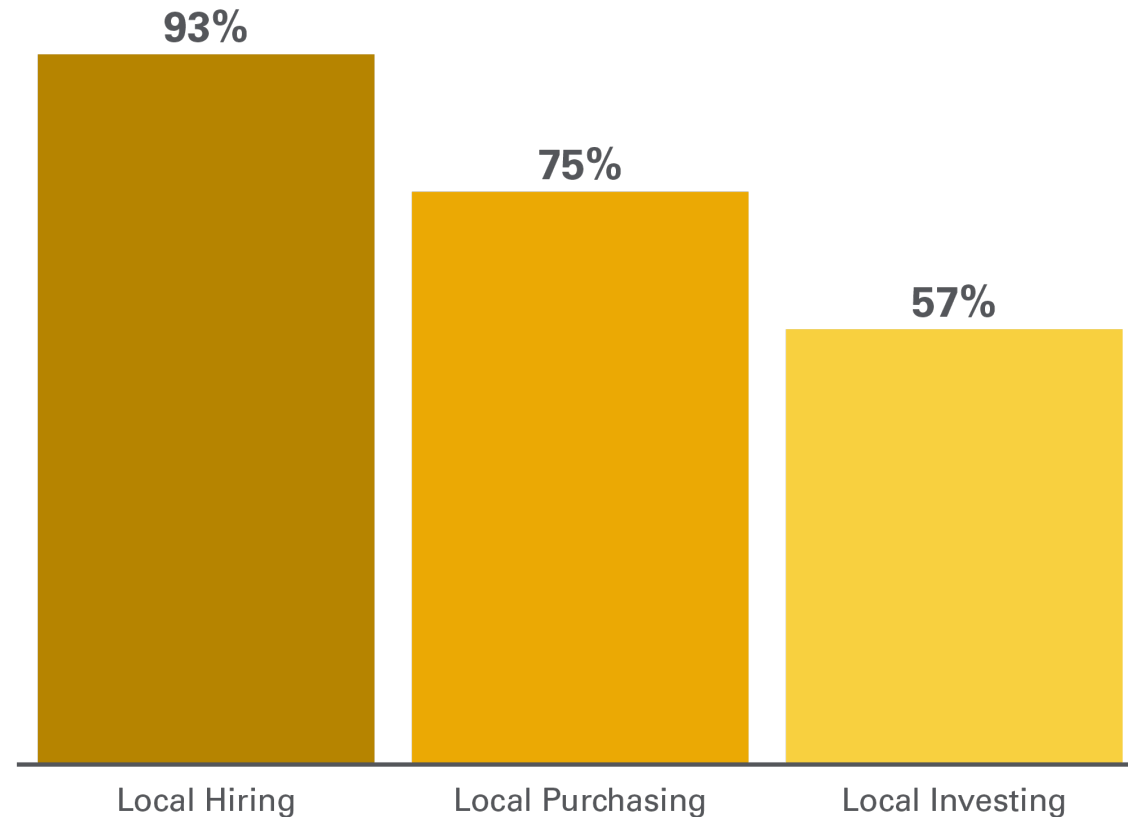


- Individuals for whom you have a financial risk
- Individuals who may utilize your hospital or health care system
- Individuals experiencing a certain disease or condition
- Individuals living in a specified geographic area or community
- Individuals with specific age or life phase-related health needs

Source: AHA 2018 Population Health, Equity and Diversity in Health Care Survey

# Hospitals' Local Investment Strategies

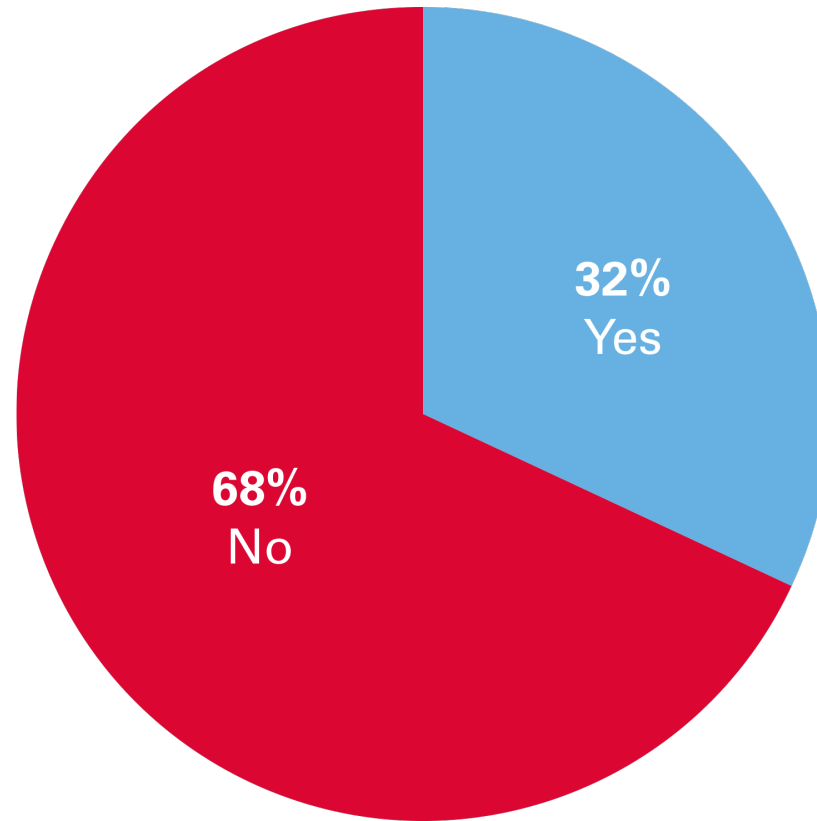
Percentage of respondents who reported investment strategies in local hiring, purchasing and investing.



Source: AHA 2018 Population Health, Equity and Diversity in Health Care Survey

# Measuring Return on Community Investment Strategies

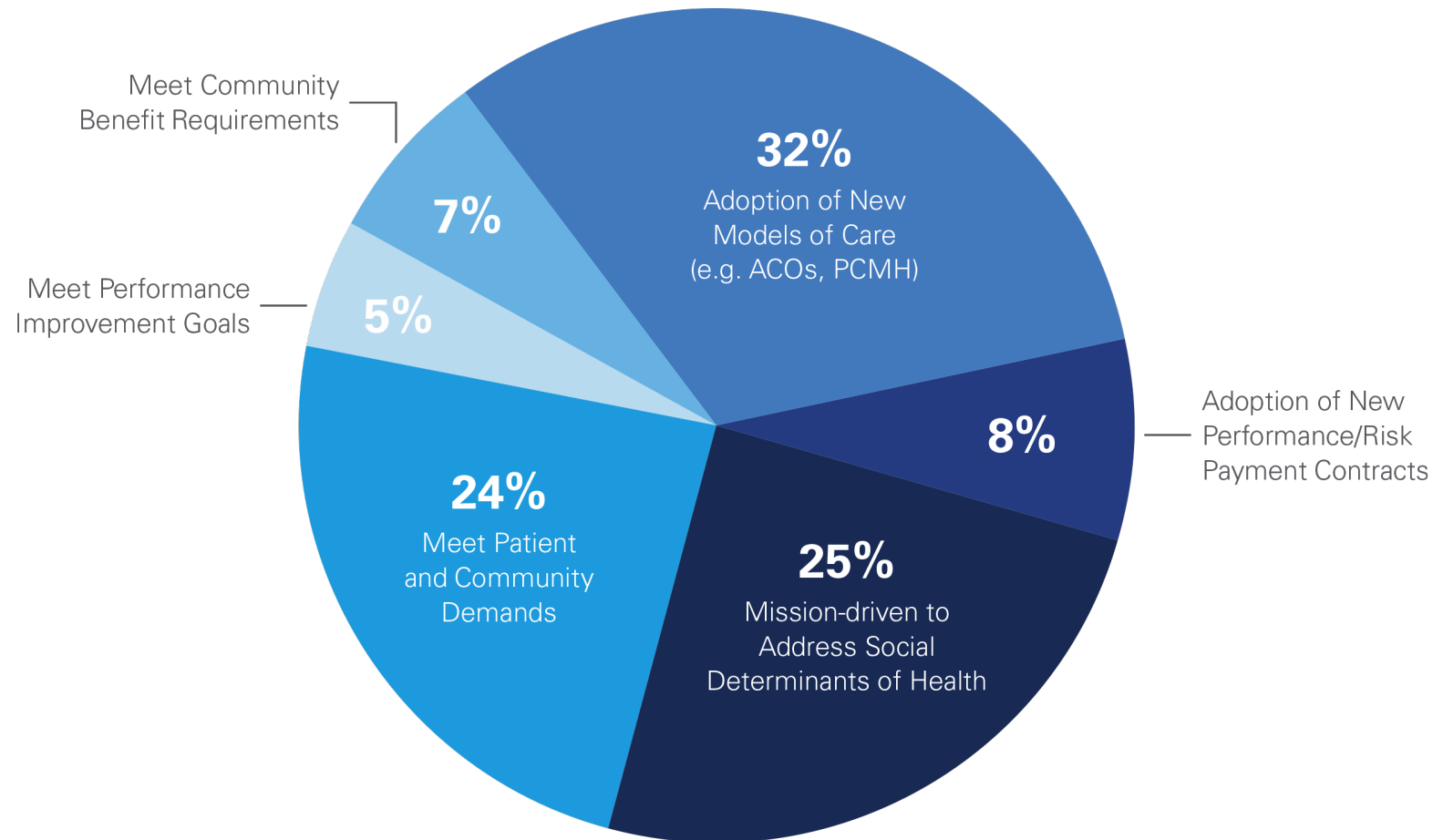
Percentage of respondents employing community investment strategies and measuring ROI.



Source: AHA 2018 Population Health, Equity and Diversity in Health Care Survey

# Primary Reason for Investing in Population Health

Percentage of respondents reporting each primary reason for investing.



Source: AHA 2018 Population Health, Equity and Diversity in Health Care Survey

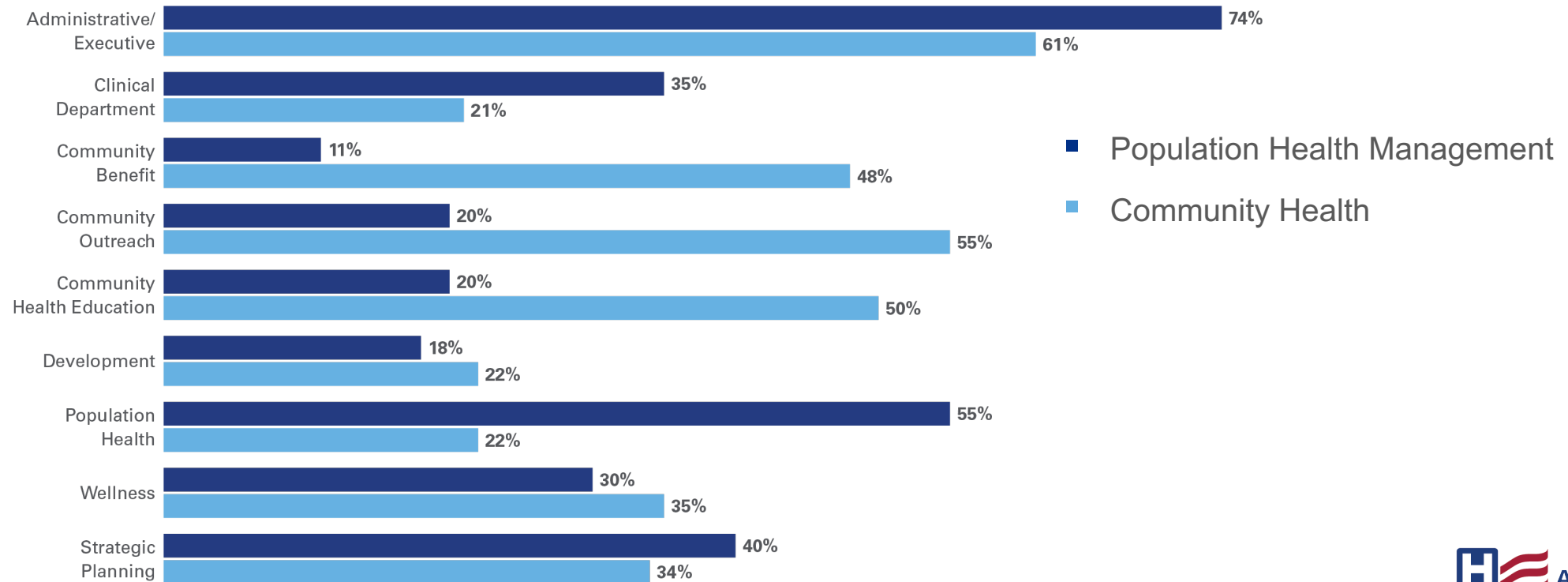


A group of elderly people are shown in a room, likely a community center or gym, participating in a group exercise or dance class. They are all smiling and have their arms raised in the air. The scene is overlaid with a semi-transparent blue filter. The word "Structure" is written in a bold, white, sans-serif font in the center of the image.

# Structure

# Which Department Has Primary Responsibility for Population Health Activities?

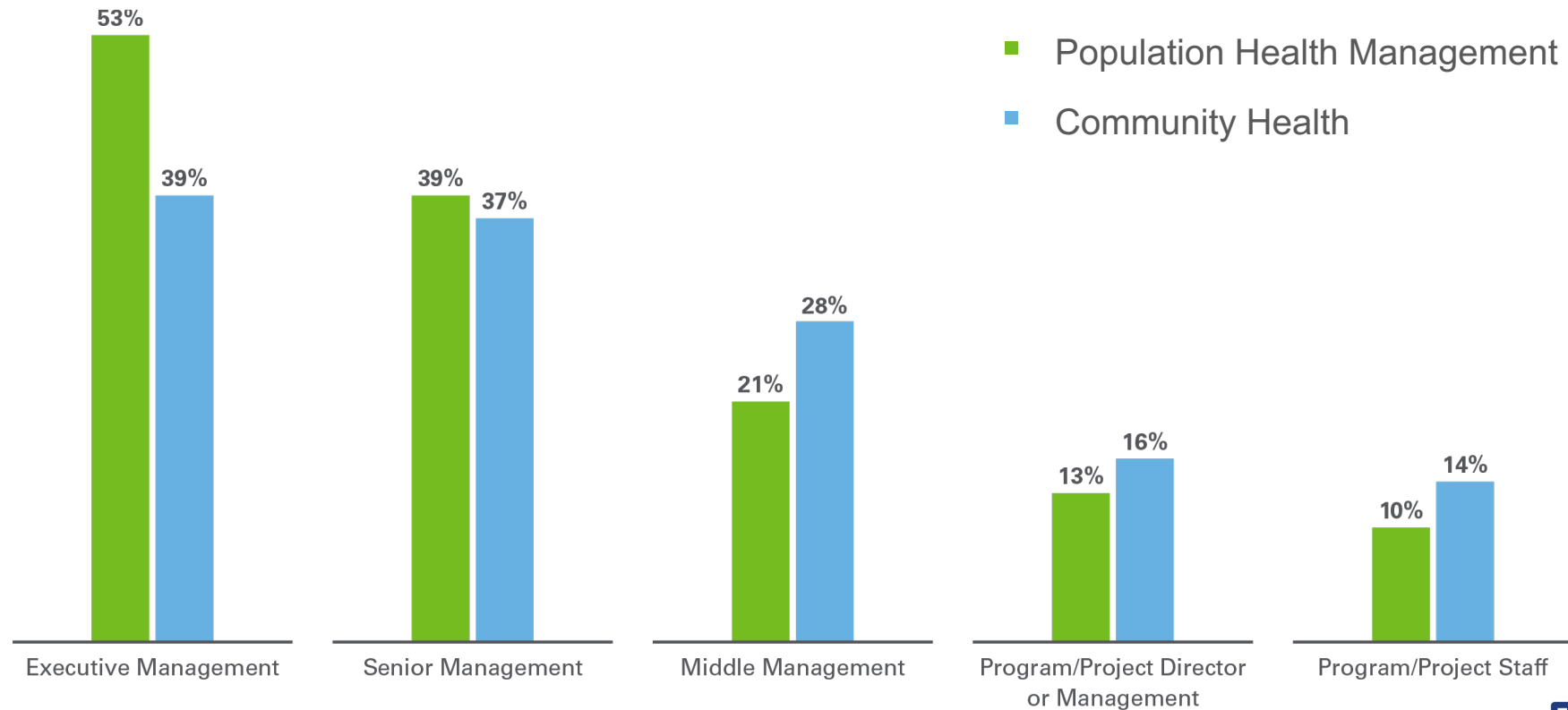
Departments identified by respondents as having primary responsibility for managing population health activities.



Source: AHA 2018 Population Health, Equity and Diversity in Health Care Survey

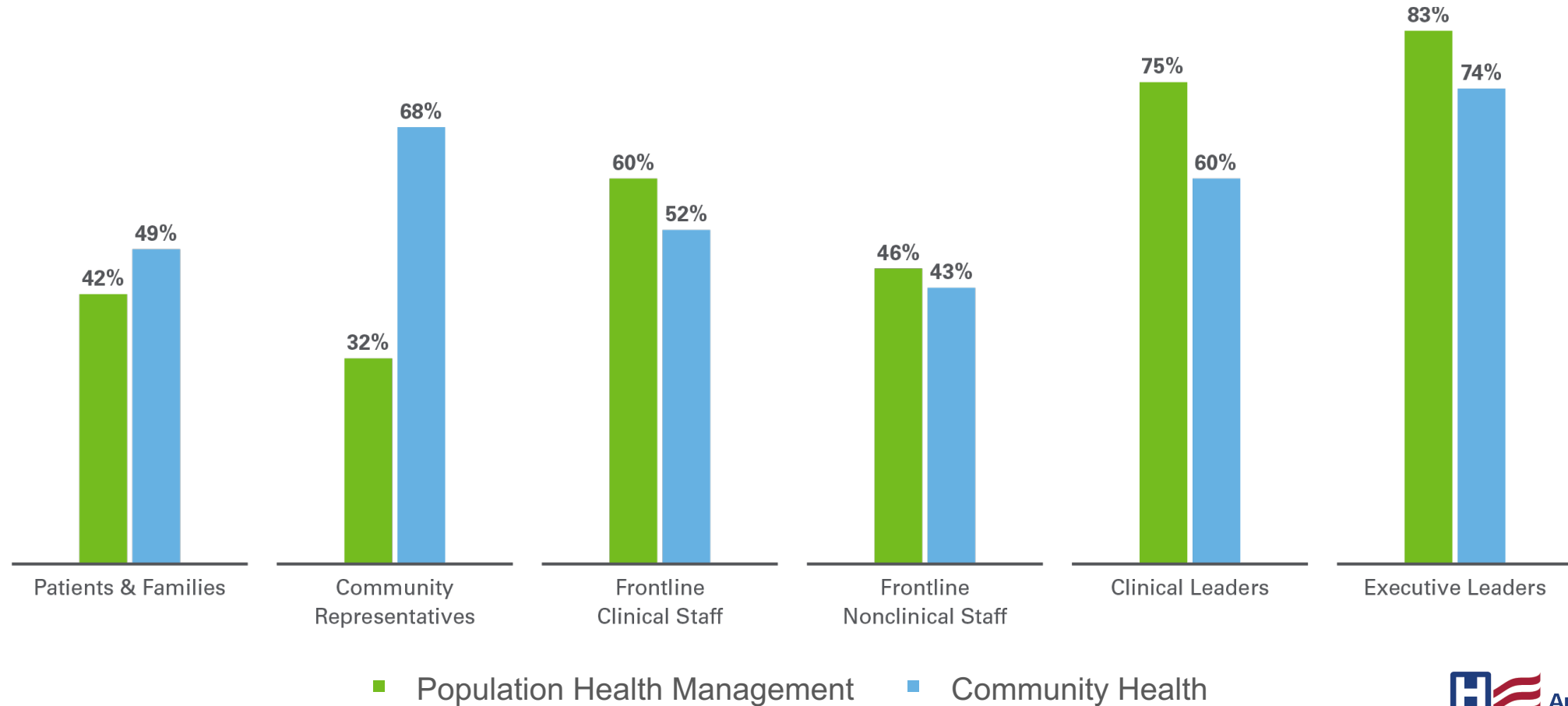
# Who Leads Population Health Work at Hospitals?

Hospital staff position that respondents reported as overseeing population health activities.



Source: AHA 2018 Population Health, Equity and Diversity in Health Care Survey

# Who Is Involved in Implementation of Population Health Strategies and Initiatives?



Source: AHA 2018 Population Health, Equity and Diversity in Health Care Survey

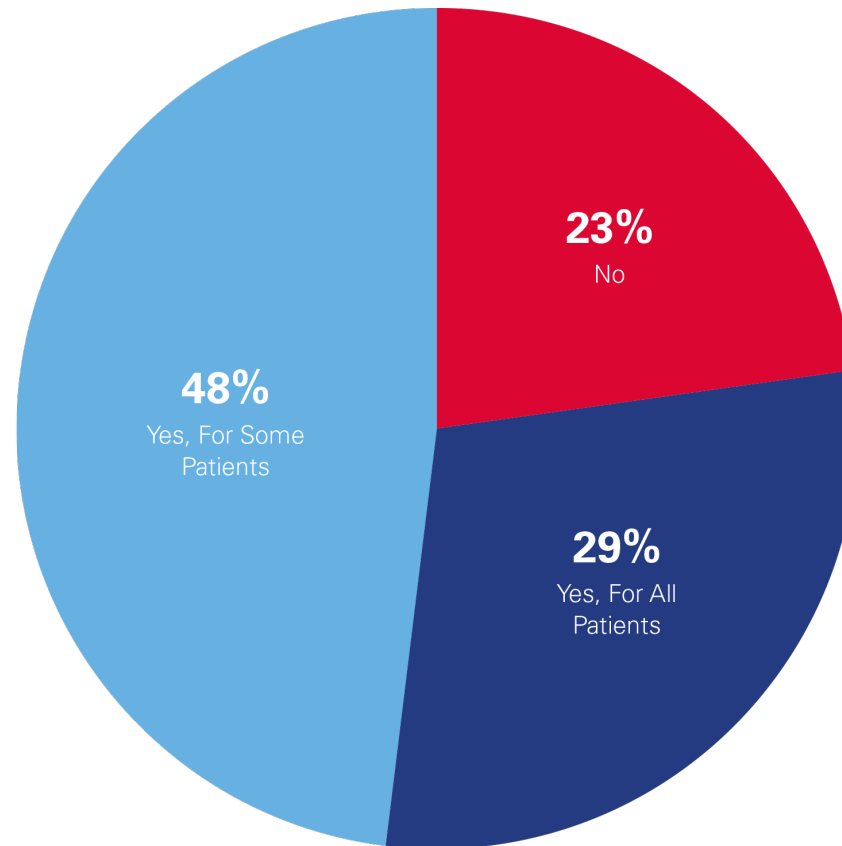




# Meeting Patients' Social Needs

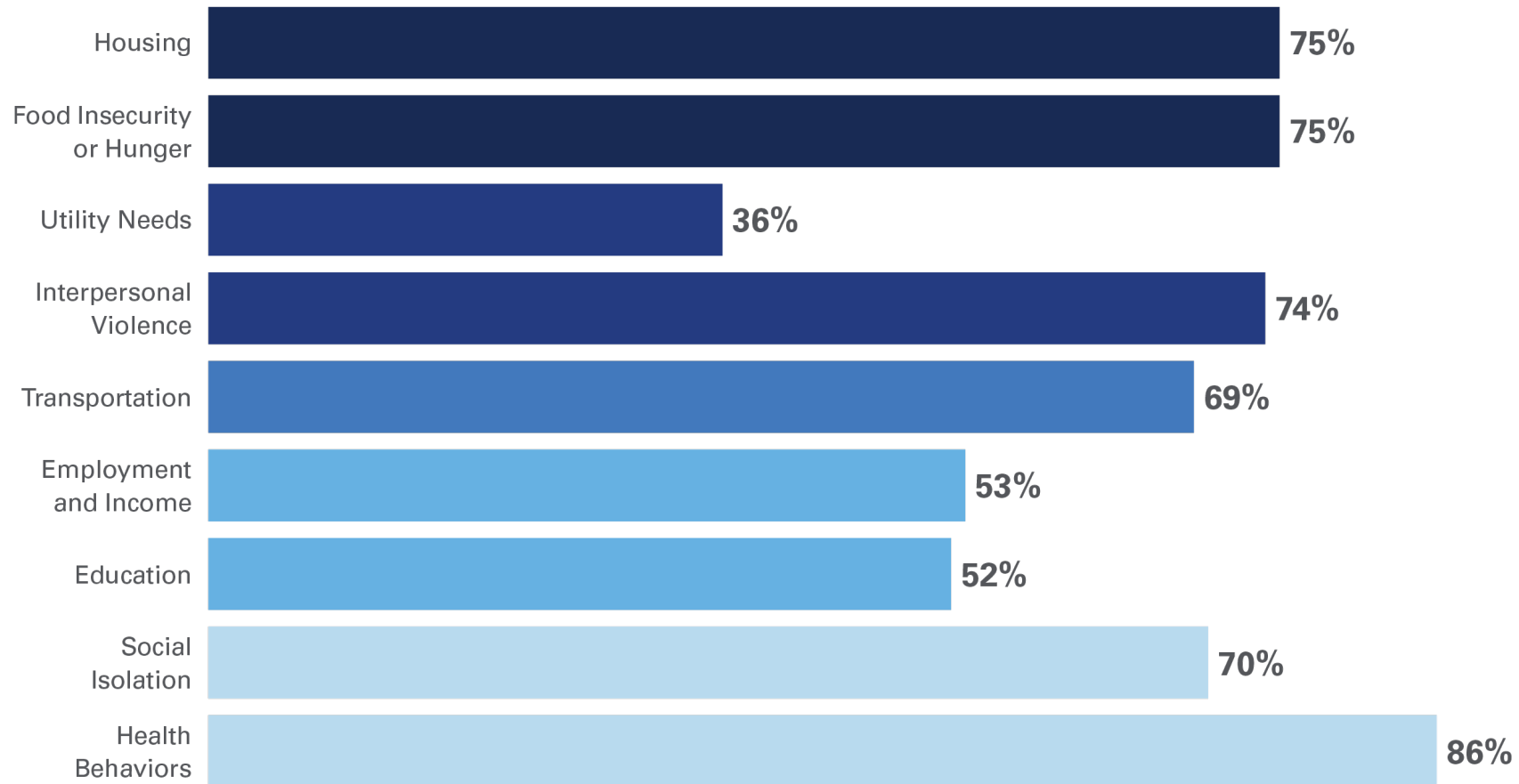
# Screening for Patients' Needs

Percentage of respondents who reported screening patients for social determinants of health.



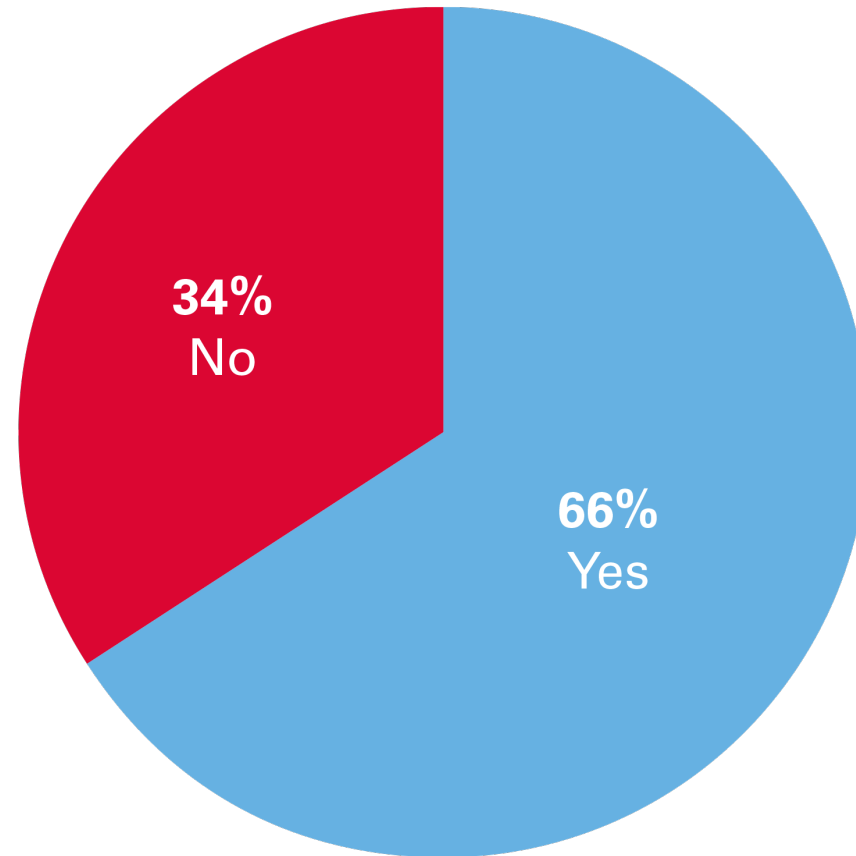
Source: AHA 2018 Population Health, Equity and Diversity in Health Care Survey

# For Which Needs Are Hospitals Screening Patients?



# Documentation of Social Need Screening in EHRs

Percentage of respondents who reported they record the social determinants of health screening results in their EHR.

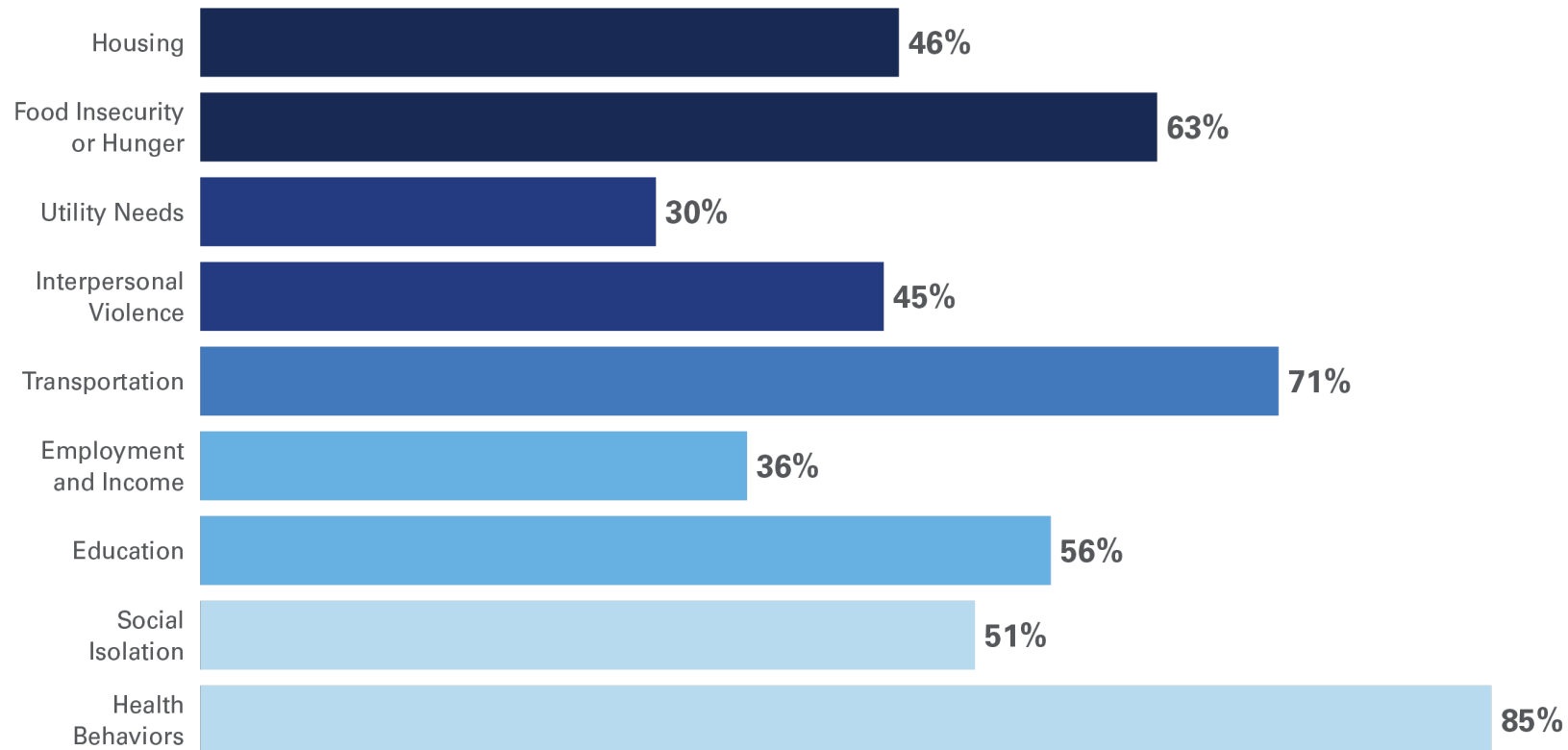


Source: AHA 2018 Population Health, Equity and Diversity in Health Care Survey



# How Are Hospitals Meeting Patients' Needs?

Percentage of respondents who identified having programs or strategies addressing patients' needs related to:



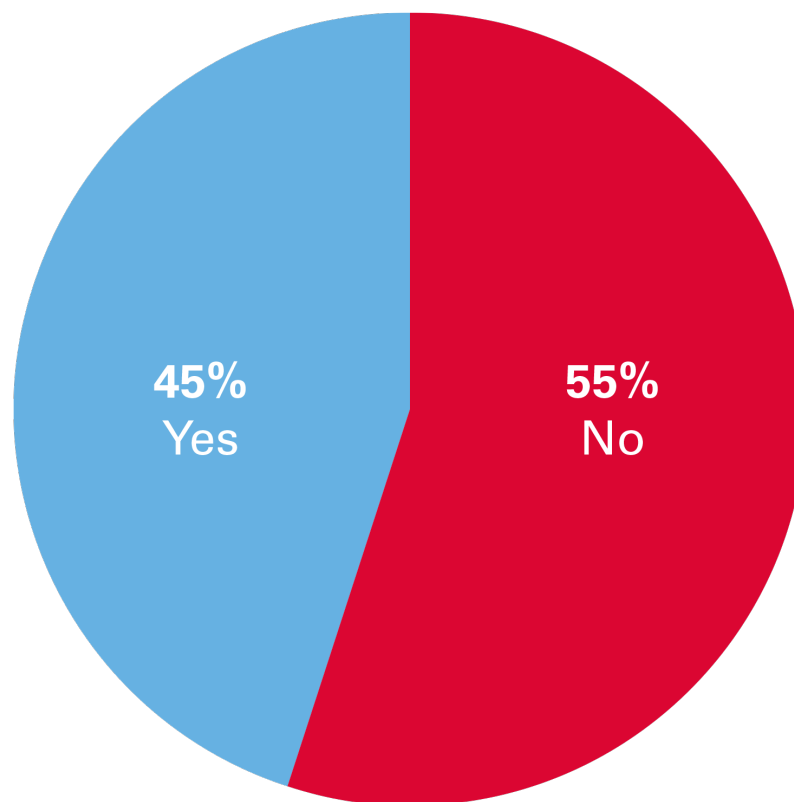
Source: AHA 2018 Population Health, Equity and Diversity in Health Care Survey



Advancing Health in America

# Tracking the Impact of Social Determinants of Health Activities

Percentage of respondents who reported using metrics to track the results from activities done to address social determinants of health.



Source: AHA 2018 Population Health, Equity and Diversity in Health Care Survey

**For more information and additional tools and resources, visit the AHA's Population Health page:**  
**<http://www.aha.org/pophealth>**