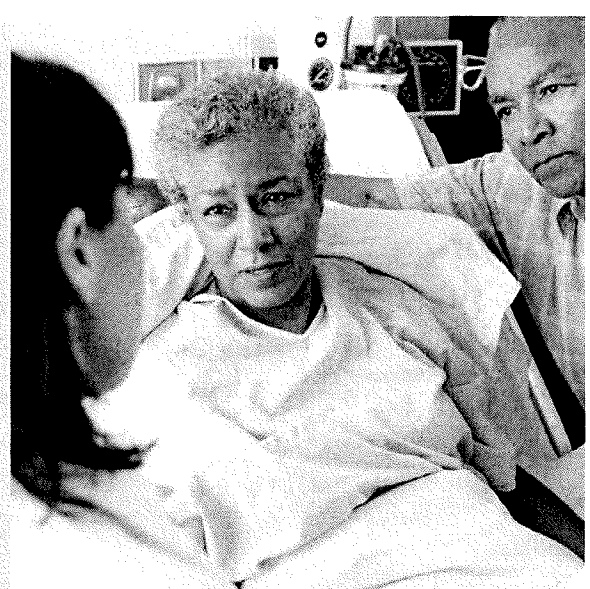


Your Discharge Planning Checklist:

For patients and their caregivers
preparing to leave a hospital, nursing home,
or other care setting




Name: _____

Reason for admission: _____

During your stay, your doctor and the staff will work with you to plan for your discharge. You and your caregiver (a family member or friend who may be helping you) are important members of the planning team. You and your caregiver can use this checklist to prepare for your discharge.

Instructions:

- Use this checklist early and often during your stay.
- Talk to your doctor and the staff (like a discharge planner, social worker, or nurse) about the items on this checklist.
- Check the box next to each item when you and your caregiver complete it. 
- Use the notes column to write down important information (like names and phone numbers).
- Skip any items that don't apply to you.

Action items	Notes
What's ahead?	
<input type="checkbox"/> Ask where you'll get care after you leave (after you're discharged). Do you have options (like home health care)? Be sure you tell the staff what you prefer.	
<input type="checkbox"/> If a caregiver will be helping you after discharge, write down their name and phone number.	
Your health	
<input type="checkbox"/> Ask the staff about your health condition and what you can do to help yourself get better.	
<input type="checkbox"/> Ask about problems to watch for and what to do about them. Write down a name and phone number of a person to call if you have problems.	

Action items

Notes

- Ask for written discharge instructions (that you can read and understand) and a summary of your current health status. Bring this information and your completed “My drug list” to your follow-up appointments.
- Use “My appointments” on page 5 to write down any appointments and tests you’ll need in the next several weeks.

For the caregiver

- Do you have any questions about the items on this checklist or on the discharge instructions? Write them down, and discuss them with the staff.
- Can you give the patient the help he or she needs?
 - What tasks do you need help with?
 - Do you need any education or training?
 - Talk to the staff about getting the help you need before discharge.
 - Write down a name and phone number of a person you can call if you have questions.
- Get prescriptions and any special diet instructions early, so you won’t have to make extra trips after discharge.

More information for people with Medicare

If you need help choosing a home health agency or nursing home:

- Talk to the staff.
- Visit Medicare.gov to compare the quality of home health agencies, nursing homes, dialysis facilities, and hospitals in your area.
- Call **1-800-MEDICARE** (1-800-633-4227). TTY users should call 1-877-486-2048.

If you think you’re being asked to leave a hospital or other health care setting (discharged) too soon:

You may have the right to ask for a review of the discharge decision by the Beneficiary and Family Centered Care Quality Improvement Organization (BFCC-QIO) before you leave. A BFCC-QIO is a type of quality improvement organization (a group of doctors and other health care experts under contract with Medicare) that reviews complaints and quality of care for people with Medicare. To get the phone number for your BFCC-QIO, visit Medicare.gov/contacts, or call **1-800-MEDICARE**. You can also ask the staff for this information. If you’re in a hospital, the staff should give you a notice called “Important Message from Medicare,” which contains information on your BFCC-QIO. If you don’t get this notice, ask for it.

For more information on your right to appeal, visit Medicare.gov/appeals, or visit Medicare.gov/publications to view the booklet “Medicare Appeals.”

My drug list

Filled out on: _____

Fill out this list with all prescription drugs, over-the-counter drugs, vitamins, and herbal supplements you take. Review this list with the staff.

If you have Medicare and limited income and resources, you may qualify for Extra Help to pay for your Medicare prescription drug coverage. For more information about Extra Help, visit Medicare.gov/publications to view the booklet "Your Guide to Medicare Prescription Drug Coverage."


Drug name	What it does	Dose	How to take it	When to take it	Notes

My appointments

Appointments and tests	Date	Phone number

Resources

The agencies listed here have information on community services, (like home-delivered meals and rides to appointments). You can also get help making long-term care decisions. Ask the staff in your health care setting for more information.



Area Agencies on Aging (AAAs) and Aging and Disability Resource Centers (ADRCs): Help older adults, people with disabilities, and their caregivers. To find the AAA or ADRC in your area, visit the Eldercare Locator at eldercare.gov, or call 1-800-677-1116.

Medicare: Provides information and support to caregivers of people with Medicare. Visit Medicare.gov.

Long-Term Care (LTC) Ombudsman Program: Advocate for and promote the rights of residents in LTC facilities. Visit ltombudsman.org.

Senior Medicare Patrol (SMP) Programs: Work with seniors to protect themselves from the economic and health-related consequences of Medicare and Medicaid fraud, error, and abuse. To find a local SMP program, visit smpresource.org.

Centers for Independent Living (CILs): Help people with disabilities live independently. For a state-by-state directory of CILs, visit ilru.org/html/publications/directory/index.html.

State Technology Assistance Project: Has information on medical equipment and other assistive technology. Visit resna.org, or call 1-703-524-6686 to get the contact information in your state.

National Long-Term Care Clearinghouse: Provides information and resources to plan for your long-term care needs. Visit longtermcare.gov.

National Council on Aging: Provides information about programs that help pay for prescription drugs, utility bills, meals, health care, and more. Visit benefitscheckup.org.

State Health Insurance Assistance Programs (SHIPs): Offer counseling on health insurance and programs for people with limited income. Also help with claims, billing, and appeals. Visit shiptacenter.org, or call 1-800-MEDICARE (1-800-633-4227) to get your SHIP's phone number. TTY users should call 1-877-486-2048.

Medicaid: Helps with medical costs for some people with limited income and resources. To find your local office, visit Medicare.gov/contacts, or call 1-800-MEDICARE.

CMS Product No. 11376
Revised June 2015

The information in this booklet describes the Medicare program at the time this booklet was printed. Changes may occur after printing. Visit Medicare.gov, or call 1-800-MEDICARE (1-800-633-4227) to get the most current information. TTY users should call 1-877-486-2048.

"Your Discharge Planning Checklist" isn't a legal document. Official Medicare Program legal guidance is contained in the relevant statutes, regulations, and rulings.